


Hampshire JSNA, 2016/17

What's new?

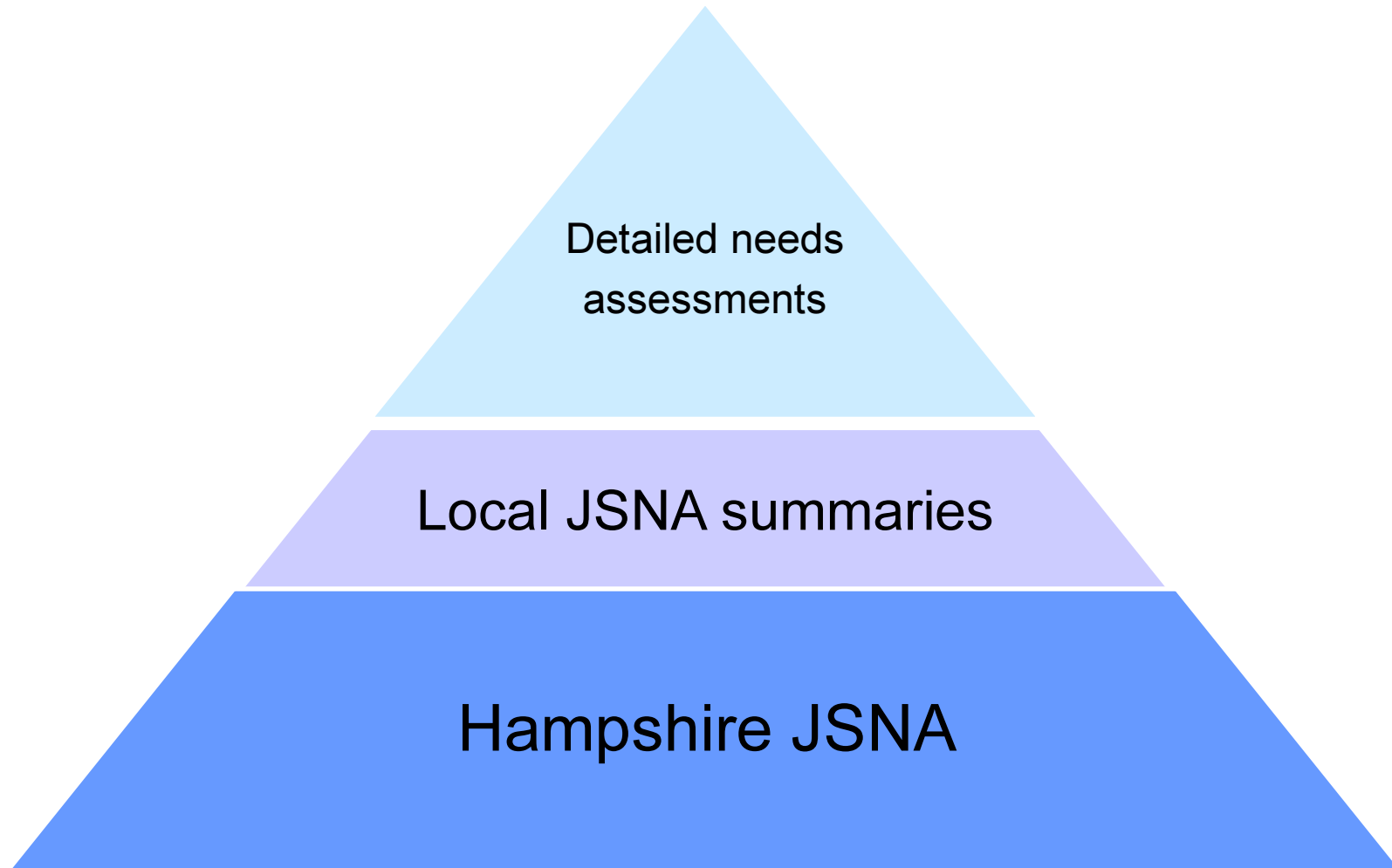
Dr .Sallie Bacon
Director of Public Health
Hampshire County Council



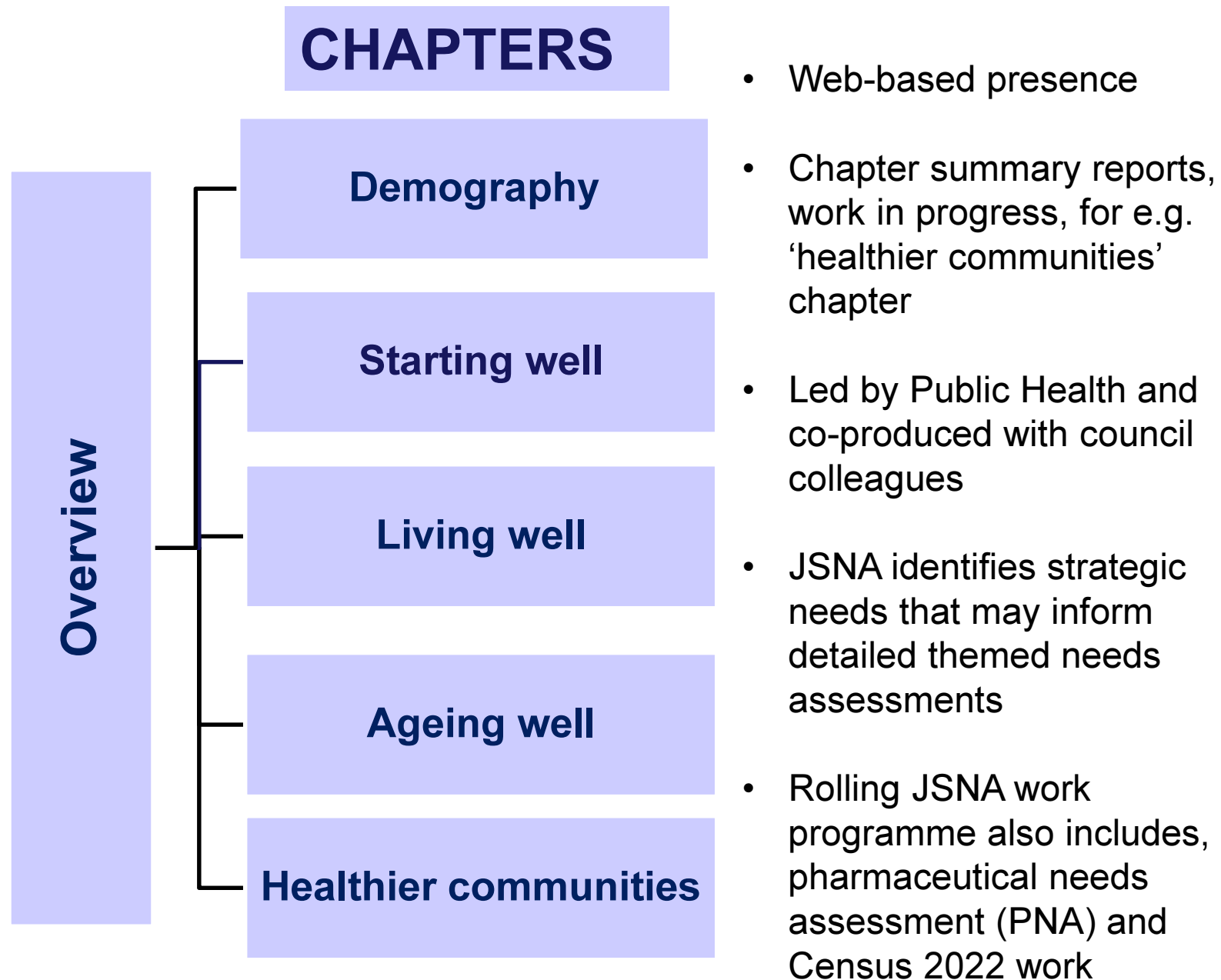
- Context
- What's new ?
- What's next?



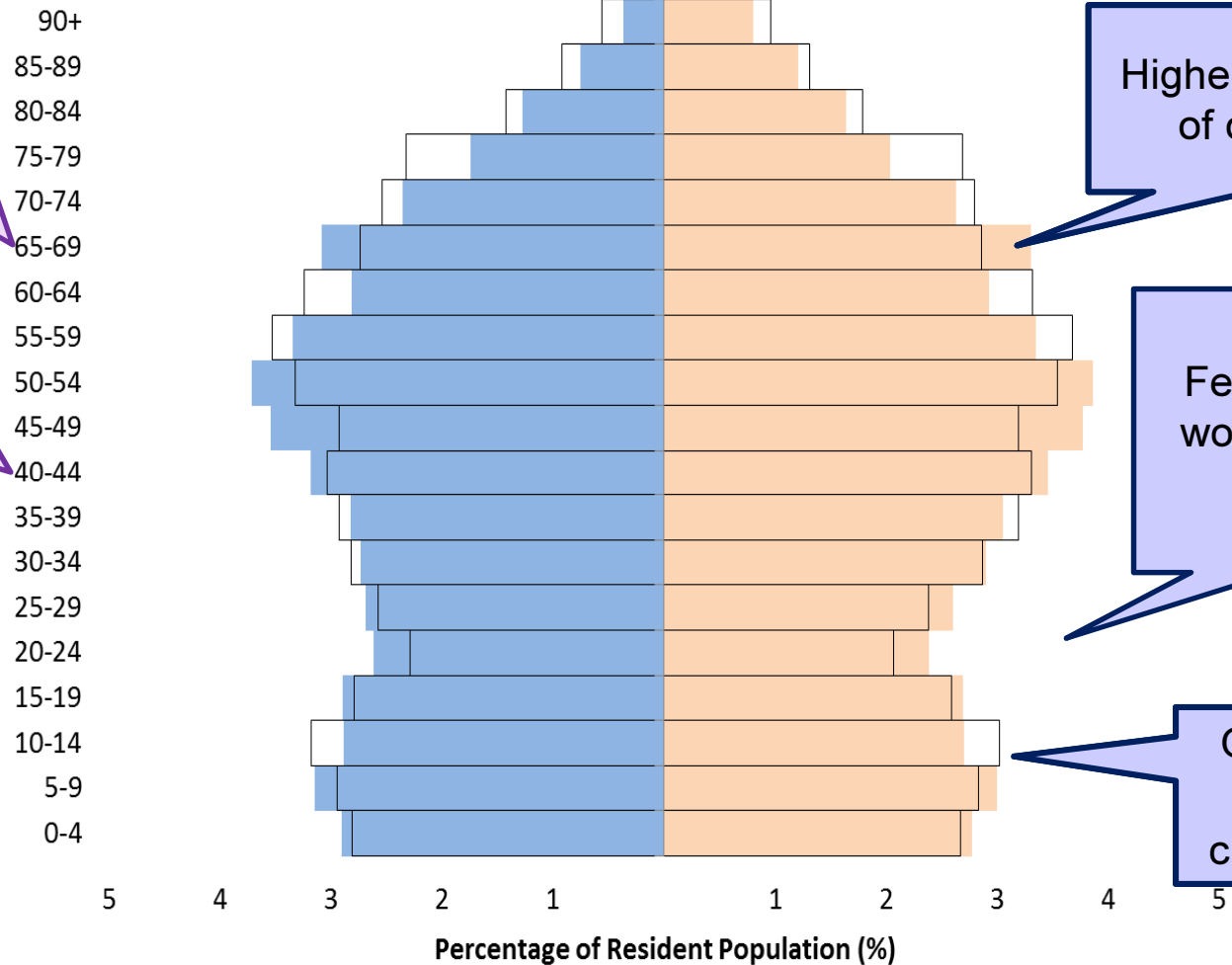
JSNA components 2017-2022



JSNA structure for 2017- 2022



Hampshire County Council's Population Age and Sex Structure



By 2023, forecasted increase in ageing in all age bands over 55, except 65-69 year olds

Forecasted decline in adults 40-54 year olds

Forecasted decline in youth aged up to 24, except 10-14 year olds

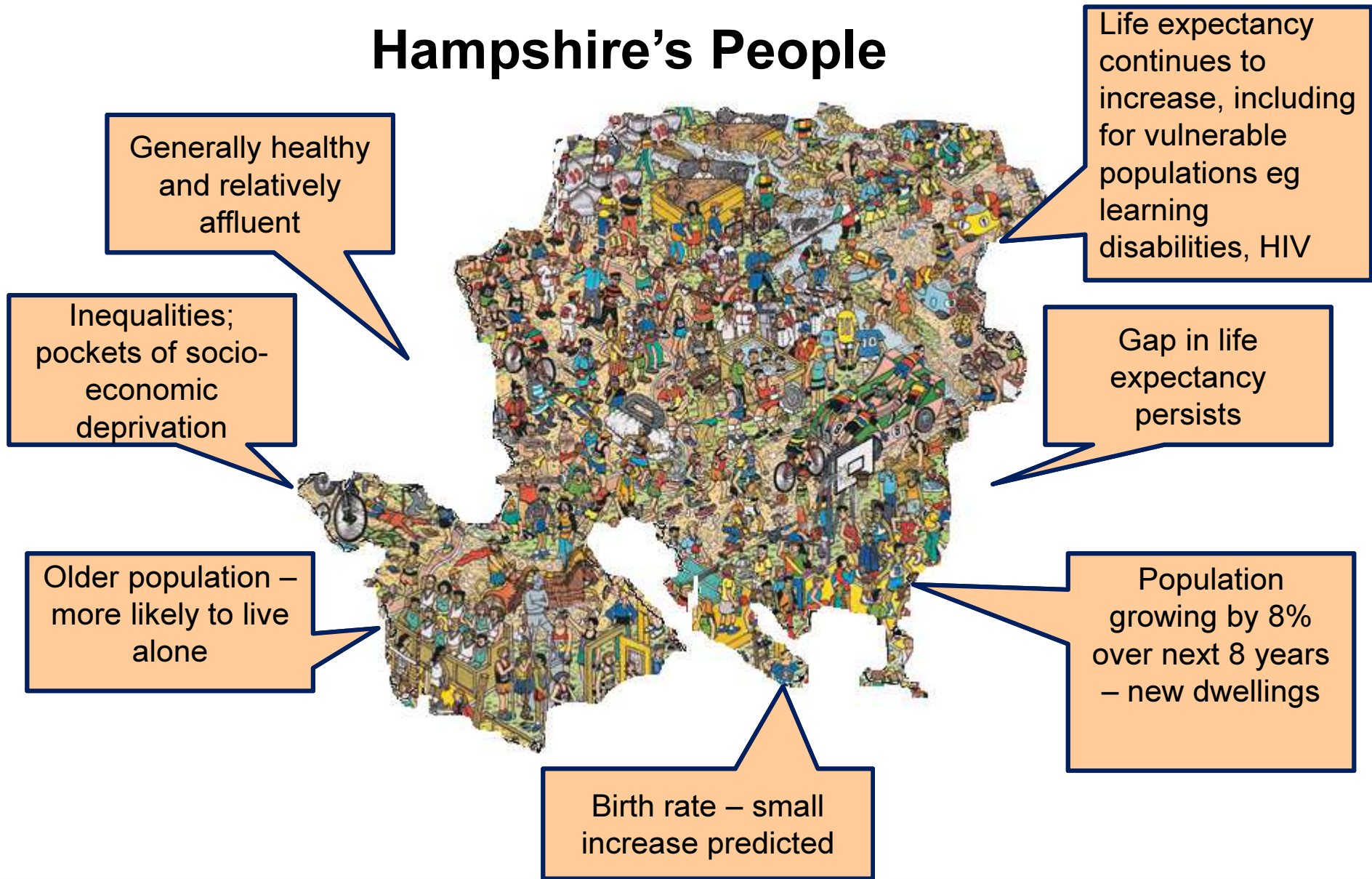
Higher proportion of over 65s

Fewer young working aged people

One in four children

□ Females (2023) □ Males (2023) ■ Females (2016) ■ Males (2016)

Hampshire's People



Starting Well

Infant mortality is low

Teenage conceptions have decreased by 48% since 1998

Good rates of vaccination coverage but booster rates need improvement

Good levels of development at end of reception and increasing rate of educational attainment



Too many mothers still smoke at delivery

Vulnerable groups lag behind

Children in Care have poor outcomes

Educational attainment much lower for children eligible for free school meals

Self Harm rates higher than national and regional rates

Childhood obesity – small increase in excess weight reception children

Living Well



Smoking rates are reducing gradually

Still the single most preventable cause of ill health and death

Higher in routine manual workers –need to close that gap

65% of adult are an excess weight

58% get their five a day

Nearly a quarter of adults are inactive
61% do 150+ minutes a week

Stable since 2012



Hampshire
County Council

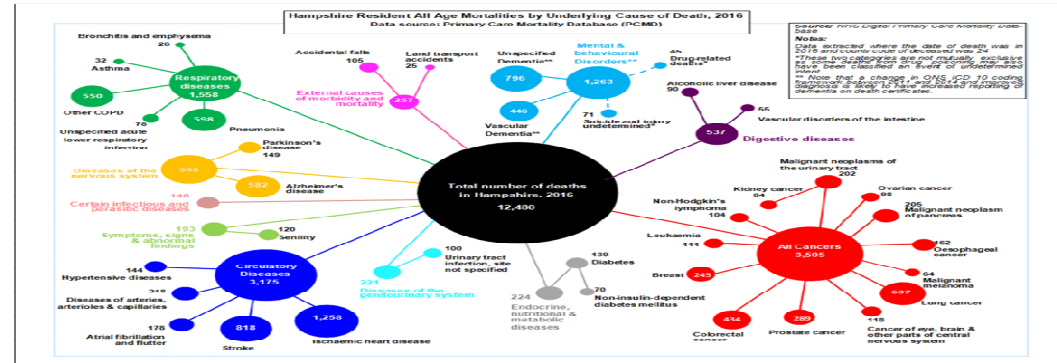
www.hants.gov.uk

Morbidity



- Reduction in rate of late diagnosis of HIV locally
- Cannot easily quantify the proportion of people with more than one long-term condition
- In the next five years the number of people aged 18-64 years with a moderate to severe disability will rise by 2.4% and 3.3% respectively
- Mental health and Musculoskeletal conditions account for the biggest burden of disease

Premature Mortality



- Rates continue to fall
- Cancer remains the leading cause but rates are falling
- Small increase in CVD mortality in women and in mortality rates for liver disease
- Inequalities – socioeconomic status
- Over a quarter of premature deaths are in people with serious mental illness but they only make up 1% of the population

Ageing Well

- 286,000 people over 65 – predicted to increase to over 333,000 by 2023
- 15,815 people over 90 – predicted to increase to 22,164 by 2023

Healthy life expectancy has not increased in line with life expectancy

Most older people are not in contact with services

Increase in **users** of adult social care who have as much social contact as they would like for **adult carers** the proportion remains below England average at 28.5%



Social Isolation and loneliness

Hip fractures have decreased but there were 1,415 hip fractures in 2015/16

134,000 people fall each year

Sight Loss is a major cause of disability

What's next?



- Publish on web
- Complete update of CCG JSNA data
- Complete Thriving Communities chapter
- Establish Steering Group
- Request form for in depth needs assessments